

॥ ಸಾ ವಿದ್ಯಾ ಯಾ ವಿಮುಕ್ತಯೇ ॥



Vidyavardhaka Sangha (R.)

VVS FIRST GRADE COLLEGE

"Mangaladhama", II Block, III Stage, Basaveshwarnagar, Bengaluru-560079

Affiliated to Bengaluru City University

NAAC ACCREDITED GRADE B++

vvsgcw@gmail.com

www.vvsdegreecollege.com

Annual Quality Assurance Report (AQAR) - 2024 – 2025

Criteria 2- Teaching –Learning and Evaluation

2.7 - Student Satisfaction Survey

Index	
Sl. No	Particulars
1	Student Satisfaction Survey Questionnaire
2	Number of Students Responded
3	Survey Result Charts
4	Summary of Observations
5	Improvement Actions Based on Feedback

2.7 - Student Satisfaction Survey

2.7.1 - Student Satisfaction Survey (SSS) on overall institutional performance (Institution may design its own questionnaire) (results and details need to be provided as a weblink)

2.7.1 – Student Satisfaction Survey (SSS) on Overall Institutional Performance

The institution conducts a **Student Satisfaction Survey (SSS)** every year to collect feedback from students regarding various aspects of institutional performance, particularly the **teaching–learning process, infrastructure, academic support, and student services**.

The survey is designed by the institution and administered to students using a structured questionnaire. The questionnaire covers areas such as:

- Quality of teaching and learning
- Availability of learning resources
- Support from faculty and mentors
- Infrastructure and facilities
- Evaluation and feedback mechanisms
- Overall student experience in the institution

Students respond to the questionnaire through an online platform, and the collected responses are analyzed to assess the **level of student satisfaction with the institution’s academic and administrative services**.

The survey results are compiled and reviewed by the **IQAC**. Based on the feedback received, necessary improvements are implemented to enhance the **quality of teaching–learning and institutional support systems**.

The summarized results and detailed report of the Student Satisfaction Survey are made available on the **college website** for transparency and reference.

1. Student Satisfaction Survey Questionnaire

Students were requested to respond to the following questions related to the teaching-learning process and overall institutional performance.

1. Please confirm that this is the first and only time you are answering this survey.
2. Age
3. Gender
4. What degree program are you pursuing here?
5. How much of the syllabus was covered in class?
6. How well did the teachers prepare for the classes?
7. How well were the teachers able to communicate?
8. The teacher's approach to teaching can best be described as.
9. Fairness of the internal evaluation process by teachers.
10. Was your performance in assignments discussed with you?
11. The teachers illustrate the concepts through examples and applications.
12. The teachers identify your strengths and encourage you by providing the right level of challenges.
13. Teachers are able to identify your weaknesses and help you to overcome them.
14. The teaching and mentoring process in your institution facilitates your cognitive, social and emotional growth.
15. The institution takes active interest in promoting internships, student exchange and field visit opportunities for students.
16. Efforts are made by the institution/teachers to inculcate soft skills, life skills and employability skills.

17. What percentage of teachers use ICT tools such as LCD projector, multimedia etc. while teaching?
18. The institution makes efforts to engage students in monitoring and quality improvement of the teaching–learning process.
19. The institute/teachers use student-centric methods such as experiential learning, participative learning and problem-solving methodologies.
20. Teachers encourage you to participate in extracurricular activities.
21. The institution provides multiple opportunities to learn and grow.
22. Teachers inform you about your expected competencies, course outcomes and programme outcomes.
23. Your mentor does a necessary follow-up with an assigned task to you.
24. The overall quality of the teaching–learning process in your institution.

2. Number of Students Responded

The Student Satisfaction Survey (SSS) for the academic year 2024–25 was conducted among undergraduate students.

Academic Year	Number of Responses
2024–25	87 Students

The responses were collected through an online survey questionnaire.

3. Survey Result Charts

The responses were analyzed and presented through pie charts and graphical representations.

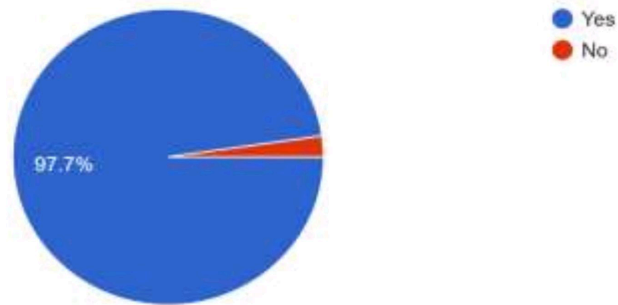
The survey results covered the following aspects:

- Syllabus coverage
- Teacher preparation for classes
- Communication effectiveness of teachers
- Fairness of internal evaluation process
- Mentoring and academic support
- Use of ICT tools in teaching
- Student-centric teaching methods
- Internship and field visit opportunities
- Encouragement for extracurricular activities
- Overall teaching–learning quality

Student Satisfaction Survey 2024-25

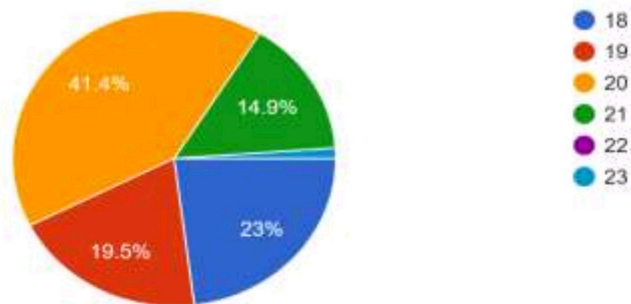
Please confirm this is the first and only time you are answering this survey

87 responses



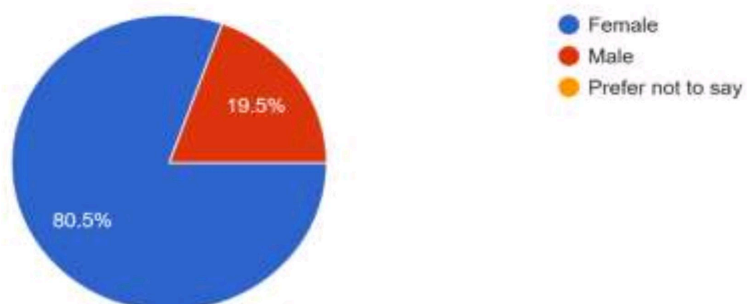
Age

87 responses



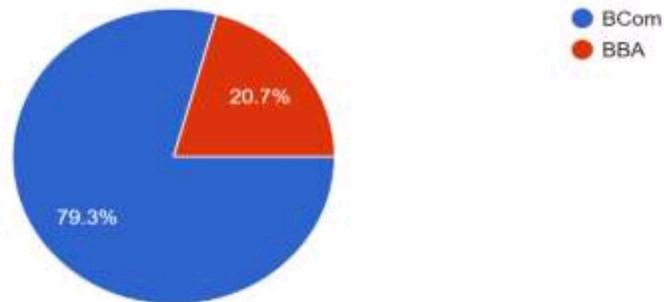
Gender

87 responses



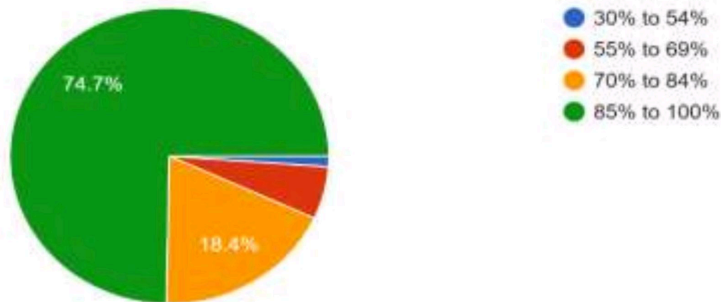
What degree program are you pursuing here?

87 responses



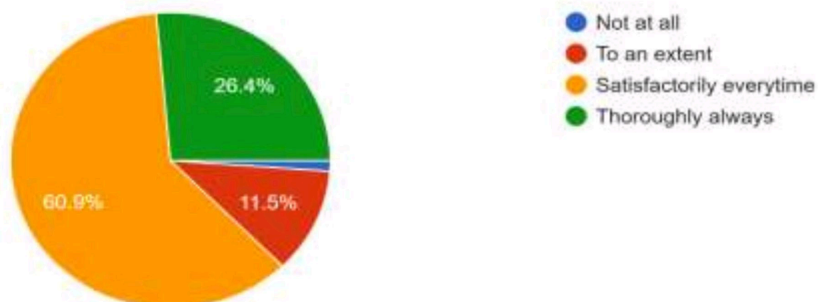
How much of syllabus was covered in class?

87 responses



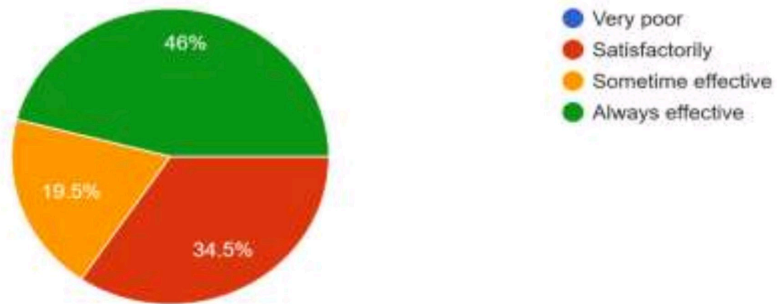
How well did the teachers prepare for the classes?

87 responses



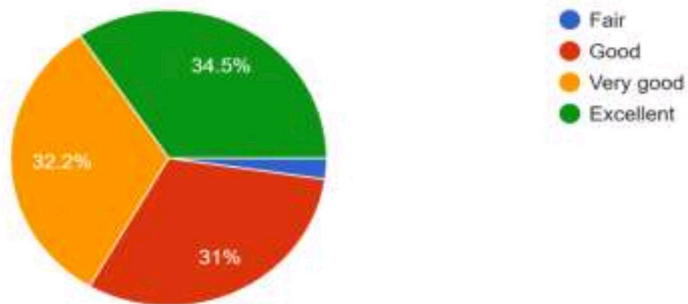
How well were the teachers able to communicate?

87 responses



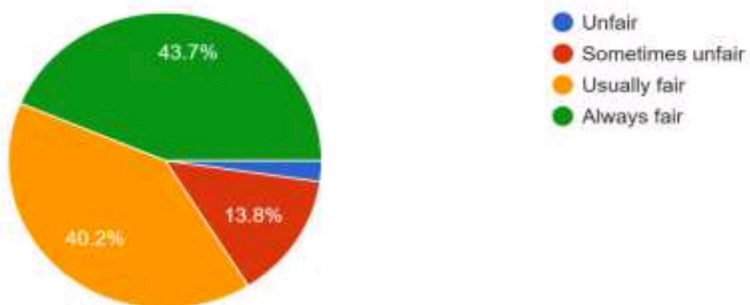
The teacher's approach to teaching can best be described as

87 responses



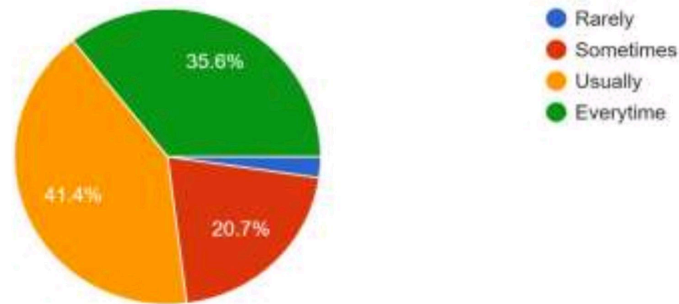
Fairness of the internal evaluation process by teachers

87 responses



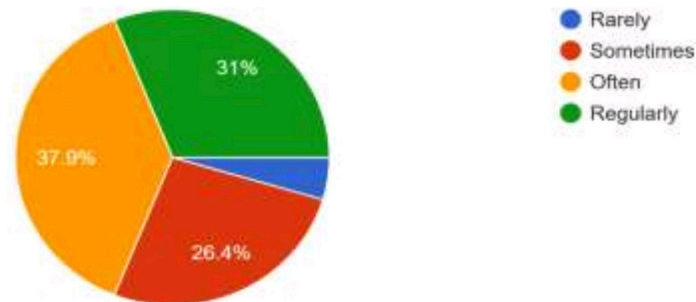
Was your performance in assignments discussed with you

87 responses



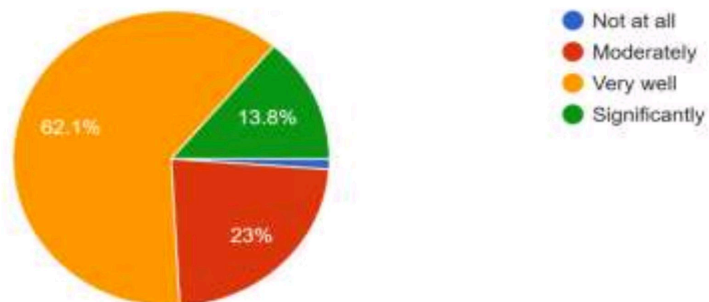
The institute take active interest in promoting internship, student exchange, field visit opportunities for students

87 responses



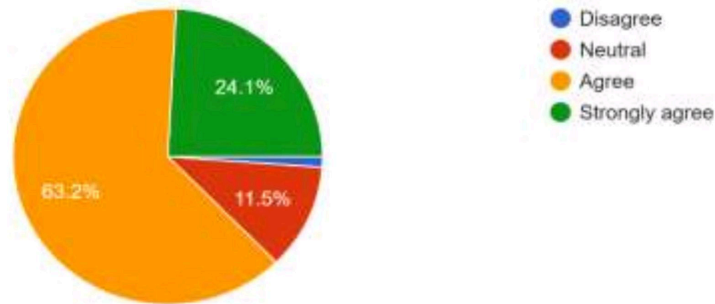
The teaching and mentoring process in your institution facilitates you in cognitive, social and emotional growth

87 responses



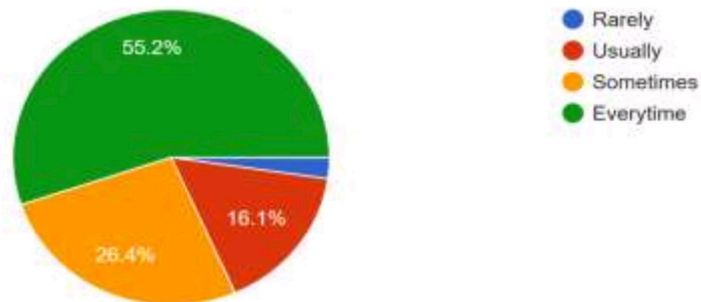
The institution provides multiple opportunities to learn and grow

87 responses



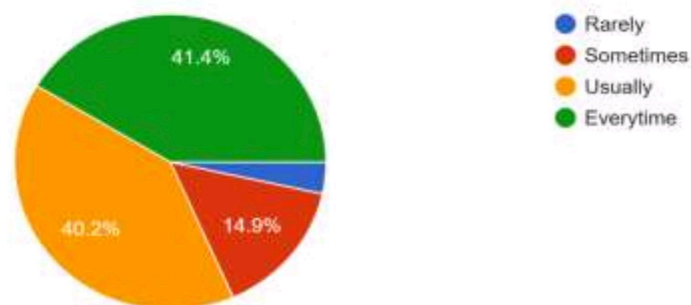
Teachers inform you about your expected competencies, course outcomes and programme outcomes

87 responses



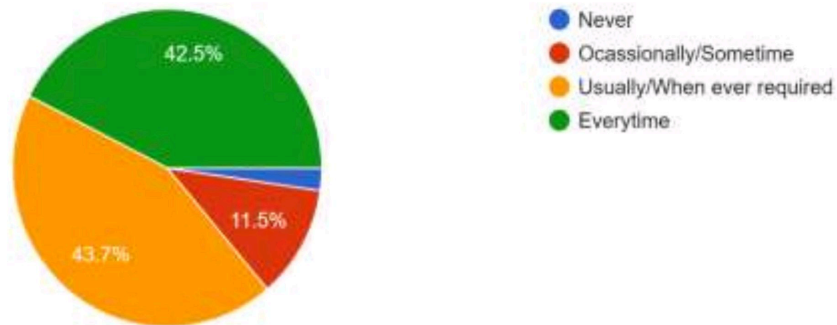
Your mentor does a necessary follow-up with an assigned task to you

87 responses



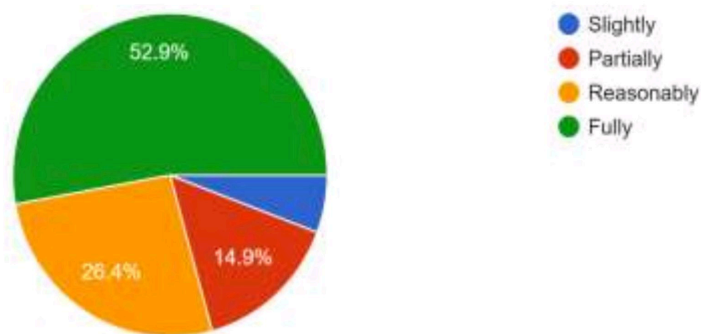
The teachers illustrate the concept through examples and applications

87 responses



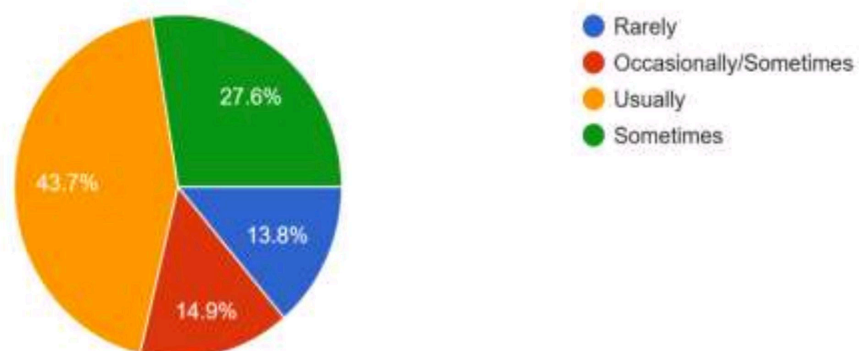
The teachers identify your strengths and encourage you with providing right level of challenges

87 responses



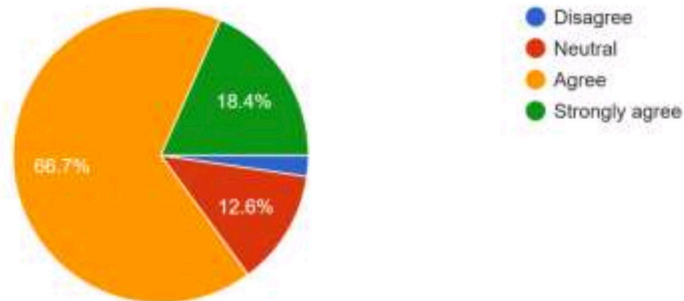
Teachers are able to identify your weakness and help you to overcome them

87 responses



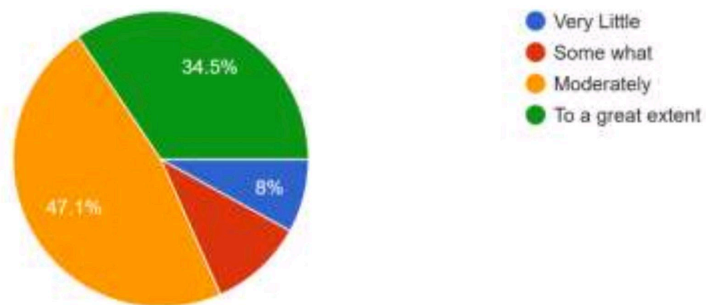
The institution makes effort to engage students in monitoring, review and continuous quality improvement of the teaching learning process

87 responses



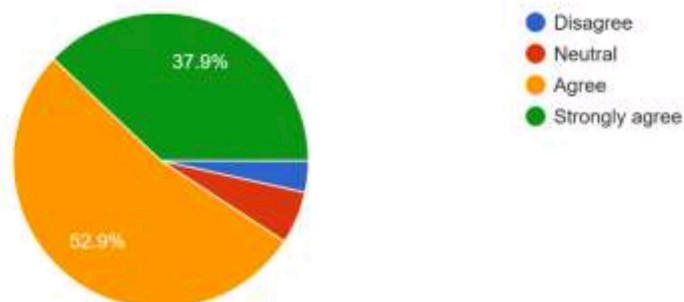
The institute/teachers use student centric methods, such as experiential learning, participative learning and problem solving methodologies for enhancing learning experience

87 responses



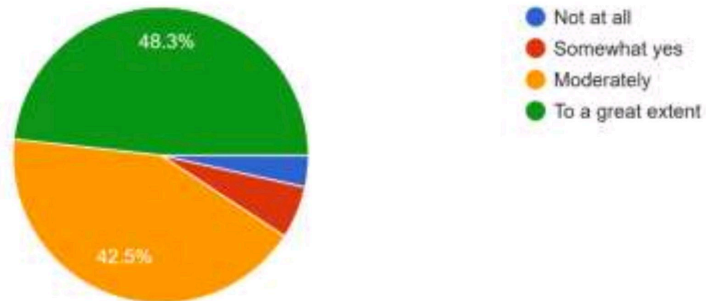
Teachers encourage you to participate in extracurricular activities

87 responses



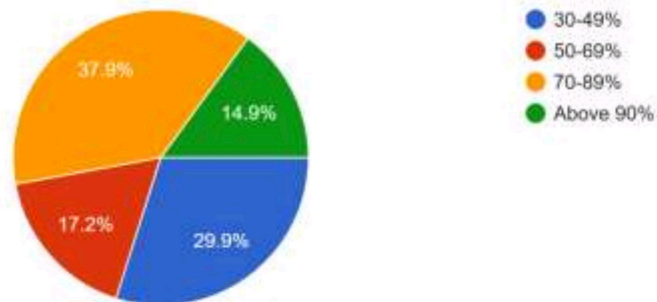
Efforts are made by the institute/teachers to inculcate soft skills, life skills and employability skills to make you ready for the world of work.

87 responses



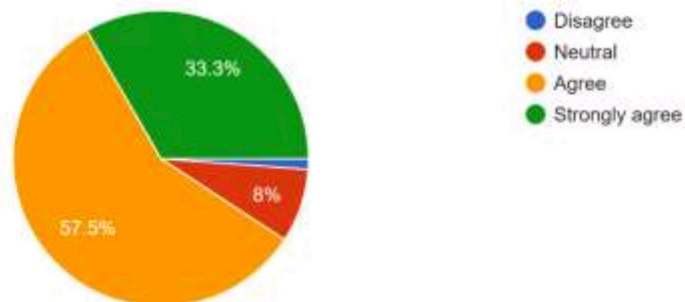
What percentage of teachers use ICT tools such as LCD projector, multimedia etc. while teaching

87 responses



The overall quality of teaching - learning process in your institute is very good

87 responses



4. Summary of Observations

The Student Satisfaction Survey indicates a high level of satisfaction among students regarding the teaching–learning process and institutional support.

A majority of students reported that 85–100% of the syllabus was covered in class, indicating effective curriculum delivery. Students also expressed positive feedback regarding teacher preparation, communication, and teaching methodologies.

The responses suggest that the internal evaluation system is fair and transparent, and that teachers regularly discuss assignments and assessments with students to enhance their academic performance.

Students appreciated the mentoring system, where faculty members guide them in identifying their strengths and overcoming weaknesses.

The survey also highlights that the institution actively promotes internships, experiential learning, skill development programs, and extracurricular activities, contributing to the overall development of students.

Overall, the feedback reflects a positive perception of the teaching–learning environment and institutional performance.

5. Improvement Actions Based on Feedback

Based on the feedback received from the Student Satisfaction Survey, the institution has initiated the following measures:

- Encouraging faculty members to adopt innovative and ICT-enabled teaching methods.
- Strengthening the mentoring and academic guidance system.
- Organizing workshops, seminars, and skill development programs.
- Providing more opportunities for internships, field visits, and experiential learning.
- Promoting student participation in extracurricular and co-curricular activities.
- Enhancing student involvement in academic monitoring and quality improvement initiatives.

These initiatives aim to ensure continuous improvement in teaching–learning practices and overall institutional quality.